




BUILDINGS NO. 112A TO F INCL.
Poacher Tub Houses
112A-91%, B-98%, C-100%, D-56%
E-51%, F-50% Complete



BUILDINGS NO. 112A-B-C
Poacher Tub Houses
112A-91%, B-98%, C-100% Complete



BUILDINGS NO. 112A-B-C
Poacher Tub Houses
112A-91%, B-98%, C-100% Complete



BUILDINGS NO. 112A-B-C
Poacher Tub Houses
112A-91%, B-98%, C-100% Complete